
	SYSTEM	DIM.		+	++
---	---	--------	------	---	---	----

IVECO

DAILY (96)

35.8; 35.10; 35.12; 49.10; 49.12	1996-06.06	BREMBO	172x42	MP0558	MP0558+	
----------------------------------	------------	--------	--------	---------------	----------------	--

DAILY Série C

35C9; 35C11; 35C13; 50C11; 50C13; 50C15	1996-06.06	BREMBO	172x42	MP0558	MP0558+	
35C17; 50C17	2002-06.06	BREMBO	172x42	MP0651		
65C11; 65C13; 65C15	1996-	BREMBO	190x42	MP0650SA		

MERCEDES

SPRINTER (901,902,903) Roues Simples

208D; 208CD I; 210D; 211CDI; 212D; 213CDI; 214; 214 NGT; 216CDI - 308CDI; 308D; 310D; 311CDI; 312D; 313CDI; 314; 314 NGT; 316CDI	02.95-05.06	ATE	160x40	MP0574		
---	-------------	-----	--------	---------------	--	--

SPRINTER (904) Roues Jumelées

408CDI; 408D; 410D; 411CDI; 412D; 413CDI; 414; 416CDI	02.96-05.06	BOSCH	169x40	MP0594		
--	-------------	-------	--------	---------------	--	--

SPRINTER (906)

3 & 3,5 tonnes (disque Plein)	06.06-	ATE	185x25	MP0655		
5 tonnes (disque Ventilé)	06.06-	BREMBO	172x42	MP0678SA		

NISSAN

CABSTAR-ATLEON		BREMBO	172x42	MP0558		
----------------	--	--------	--------	---------------	--	--

RENAULT MASTER II

MASTER II Propulsion	1999-	BREMBO	172x42	MP0558	MP0558+	MP0558++
----------------------	-------	--------	--------	---------------	----------------	-----------------

RENAULT TRUCKS MASCOTT 90-120

3,5 > 6,0 t.	1999-	BREMBO	172x42	MP0558	MP0558+	MP0558++
Optionnellement	1999-	BREMBO	172x42	MP0651		

VOLKSWAGEN

LT28 Roues Simples

LT28 - LT35	04.96-03.06	ATE	160x40	MP0574		
-------------	-------------	-----	--------	---------------	--	--

LT46 Roues Jumelées

LT46	04.96-03.06	BOSCH	169x40	MP0594		
------	-------------	-------	--------	---------------	--	--

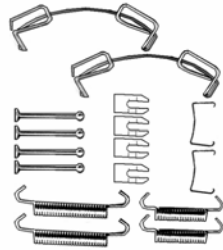
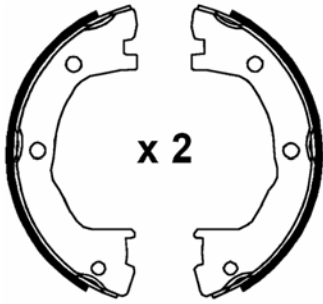
CRAFTER

3 & 3,5 tonnes (disque Plein)	04.06-	ATE	180x25	MP0655		
5 tonnes (disque Ventilé)	04.06-	BREMBO	172x42	MP0678SA		

ILLUSTRATIONS

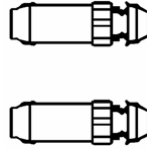
MP0558

172x42



MP0558+

Régleurs




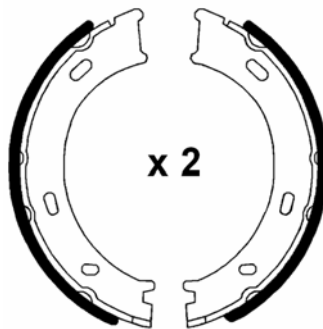
MP0558++

Bagues d'étanchéité




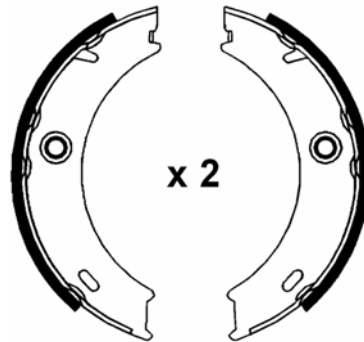
MP0574

160x40



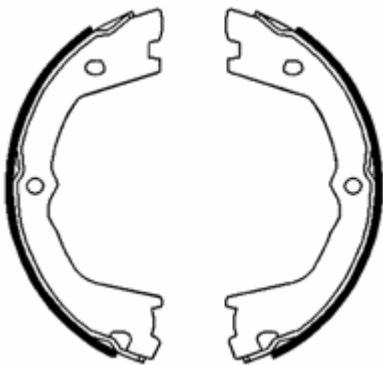
MP0594

169x40



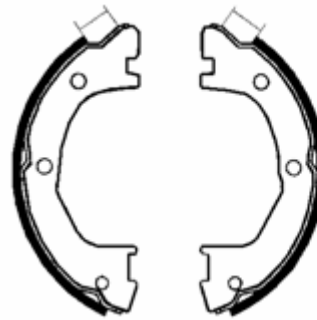
MP0650SA

190x42



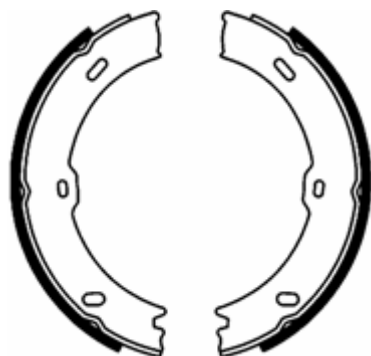
MP0651

172x42



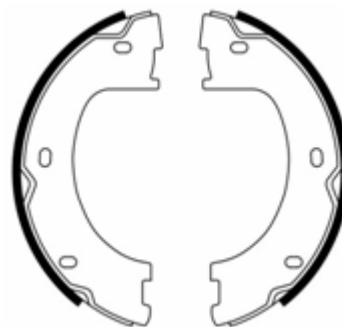
MP0655

180x25



MP0678SA

172x42




LISTE DE CORRESPONDANCES

MARQUE	REF OES	DESIGNATION	REFERENCE
IVECO	1906403	MACHOIRES FREIN PARKING	MP0558
IVECO	2992568	MACHOIRES FREIN PARKING	MP0558
IVECO	2995817	MACHOIRES FREIN PARKING	MP0651
IVECO	42535858	MACHOIRES FREIN PARKING	MP0650SA
MERCEDES	0024205820	MACHOIRES FREIN PARKING	MP0574
MERCEDES	0024205920	MACHOIRES FREIN PARKING	MP0594
MERCEDES	9014200120	MACHOIRES FREIN PARKING	MP0574
MERCEDES	9044200220	MACHOIRES FREIN PARKING	MP0594
MERCEDES	9044200320	MACHOIRES FREIN PARKING	MP0594
MERCEDES	9044200420	MACHOIRES FREIN PARKING	MP0594
MERCEDES	9064200220	MACHOIRES FREIN PARKING	MP0678SA
MERCEDES	9064200320	MACHOIRES FREIN PARKING	MP0655
MERCEDES	9064200420	MACHOIRES FREIN PARKING	MP0678SA
MERCEDES	A9064200320	MACHOIRES FREIN PARKING	MP0655
MERCEDES	A9064200420	MACHOIRES FREIN PARKING	MP0678SA
NISSAN	440609X128	MACHOIRES FREIN PARKING	MP0558
NISSAN	440609X185	MACHOIRES FREIN PARKING	MP0558
NISSAN	D4060MB40B	MACHOIRES FREIN PARKING	MP0558
NISSAN	D4060MB40C	MACHOIRES FREIN PARKING	MP0558
RENAULT	5001860144	MACHOIRES FREIN PARKING	MP0558
VOLKSWAGEN	2D0698525	MACHOIRES FREIN PARKING	MP0574
VOLKSWAGEN	2D0698525A	MACHOIRES FREIN PARKING	MP0594
VOLKSWAGEN	2E0698525	MACHOIRES FREIN PARKING	MP0655
VOLKSWAGEN	2E0698525A	MACHOIRES FREIN PARKING	MP0678SA

GIL Automotive remet à jour la documentation sur le site

www.GiL-Automotive.com

Cachet du distributeur



**11 Route du Môle 2/3 - BAT 27- CE 228
92637 GENNEVILLIERS Cedex - France
Tél. : +33 1 45 06 68 30
Fax : +33 9 70 06 71 23
E-mail: info@GiL-Automotive.com
Web site : www.GiL-Automotive.com**